

Format of holding of specified securities


1. Name of Listed Entity: CHANDI STEEL INDUSTRIES LIMITED (CIN:L13100WB1978PLC031670)
2. Scrip Code 10013341 Name of Scrip :- Class of Security Equity
3. Share Holding Pattern Filed under : Reg. 31(1)(a)/Reg. 31(1)(b)/Reg. 31(1)(c)
 - a. If under 31(1)(b) then indicate the report for Quarter ending: 30/09/2024
 - b. If under 31(1)(c) then indicate date of allotment/extinguishment

4. Declaration : The Listed entity is required to submit the following declaration to the extent of submission of information:-

Particulars	Yes*	No*
1 Whether the Listed Entity has issued any partly paid up shares?		No
2 Whether the Listed Entity has issued any Convertible Securities or Warrants?		No
3 Whether the Listed Entity has any shares against which depository receipts are issued?		No
4 Whether the Listed Entity has any shares in Locked-in?		No
5 Whether any shares held by promoters are pledge or otherwise encumbered?		No
6 Whether company has equity shares with differential voting rights?		No
7 Whether the Listed Entity has any significant beneficial owner?	Yes	No

* If the Listed Entity selects the option 'No' for the questions above, the columnus for the partly paid up shares, Outstanding Convertible Securities/Warrants, depository receipts, locked-in shares, No of shares pledged or otherwise encumbered by promoters, as applicable, shall not be displayed at the time of dissemination on the Stock Exchange website. Also wherever there is 'No' declared by Listed Entity in above table the values will be considered as 'Zero' by default on submission of the format of holding of specified securities.


5. The tabular format for disclosure of holding of specified securities is as follows:-



Category (I)	Category of shareholder (II)	Nos. of shareholders (III)	No. of fully paid up equity shares held (IV)	No. of Partly paid-up equity shares held (V)	No. of shares underlying Depository Receipts (VI)	Total nos. shares held (VII) = (IV) + (V) + (VI)	Shareholding as a % of total no. of shares (calculated as per SCRR, 1957) (VIII) As a % of (A+B+C2)	Number of Voting Rights held in each class of securities (IX)			No of shares underlying convertible securities (including Warrants) (X)	Shareholding as a % assuming full conversion of convertible securities (as a diluted share capital) (XI) = (VII) + (X) as a % of (A+B+C2)	Number of Locked in shares (XII)		Number of shares pledged or otherwise encumbered (XIII)		Number of equity shares held in dematerialized form (XIV)
								Class	eg:y	Total			No. (a)	As a % of total shares held (b)	No. (a)	As a % of total shares held (b)	
(A)	Promoter & Promoter group	9	21677562	0	0	21677562	68.5890	21677562	0	0	0	0.0000	0	0.0000	0	0.0000	21677562
(B)	Public	649	9927438	0	0	9927438	31.4110	9927438	0	0	0	0.0000	0	0.0000	0	NA	9783338
(C)	Non Promoter - Non Public															NA	
(C1)	Shares underlying DRs						NA									NA	
(C2)	Shares held by Employee Trusts															NA	
	Total	658	31605000	0	0	31605000	100.0000	31605000	0	0	0	100.0000	0	0.0000	0		31460900



(1)	Category & Name of the Shareholders (I)	Entity type i.e. promoter group OR promoter entity (except promoter)	PAN (II)	Nos. of shareholders (III)	No. of fully paid up equity shares held (IV)	Partly paid-up equity shares held (V)	Nos. of underlying Depository Receipts (VI)	Total nos. shares held (VII)=(IV)+(V)+(VI)	Shareholding % as per SCRR, 1957 (As a % of (A+B+C2) (VIII)	Number of Voting Rights held in each class of securities (X)			No of shares outstanding convertible securities (as a percentage of diluted share capital) (X)	Shareholding as a % assuming full conversion of convertible securities (as a percentage of diluted share capital) (XI)=(VII)+(X) As a % of (A+B+C2)	Number of Locked in shares (XII)	Number of shares pledged or otherwise encumbered (XIII)	Number of equity shares held in dematerialized form (XIV)
										Class	x	Total					
(a)	Individuals/Hindu undivided Family			7	21674085	0	0	21674085	68.5780	21674085	68.5780	0	0	0	0	0.0000	21674085
	SANGEETA JAJODIA	Promoter Group	AIEPJ6651A	1	4544651	0	0	4544651	14.3795	4544651	14.3795	0	0	0	0	0.0000	4544651
	GAURAV JAJODIA	Promoter Group	AIEFP8666G	1	3999292	0	0	3999292	12.6540	3999292	12.6540	0	0	0	0	0.0000	3999292
	AASHISH JAJODIA	Promoter Group	ACTPJ6242L	1	3799328	0	0	3799328	12.0213	3799328	12.0213	0	0	0	0	0.0000	3799328
	KANCHAN JAJODIA	Promoter Group	ACEPJ0793M	1	3072183	0	0	3072183	9.7206	3072183	9.7206	0	0	0	0	0.0000	3072183
	RAJIV JAJODIA	Promoter	ACHPJ8296N	1	2638493	0	0	2638493	8.3483	2638493	8.3483	0	0	0	0	0.0000	2638493
	DEVENDRA PRASAD JAJODIA	Promoter Group	ACLPJ0337L	1	2337248	0	0	2337248	7.3952	2337248	7.3952	0	0	0	0	0.0000	2337248
	SHASHI DEVI JAJODIA	Promoter Group	AIEPJ5650B	1	1282890	0	0	1282890	4.0591	1282890	4.0591	0	0	0	0	0.0000	1282890
(b)	Government(s)																
(c)	Financial Institutions/Banks																
(d)	Any Other (specify)																
	Bodies Corporate			2	3477	0	0	3477	0.0110	3477	0.0110	0	0	0	0	0.0000	3477
	JAI SALASAR BALAJI INDUSTRIES PRIVATE LIMITED	Promoter Group	AAACJ6970D	1	2077	0	0	2077	0.0066	2077	0.0066	0	0	0	0	0.0000	2077
	SHRI KESHINANDAN TRADE PRIVATE LIMITED	Promoter Group	AAQCS2141F	1	1400	0	0	1400	0.0044	1400	0.0044	0	0	0	0	0.0000	1400
	Sub Total			9	21677562	0	0	21677562	68.5890	21677562	68.5890	0	0	0	0	0.0000	21677562
(2)	Foreign Individuals (Non-Resident Individuals)/Foreign Individuals																
(a)	Government																
(b)	Institutions																
(c)	Foreign Portfolio Investor																
(d)	Any Other (specify)																
(e)	Sub Total			0	0	0	0	0	0.0000	0	0.0000	0	0	0	0	0.0000	0
	Total Shareholding of Promoter and Promoter Group (A)=(I)+(A)(2)			9	21677562	0	0	21677562	68.5890	21677562	68.5890	0	0	0	0	0.0000	21677562



CHANDI STEEL INDUSTRIES LIMITED																											
Table III - Statement Showing shareholding pattern of the Public shareholder as on 30/09/2024																											
(a)	(b)	(c)	(d)	(e)	(f)	(g)	(h)	(i)	(j)	(k)	(l)	Number of Voting Rights held in each class of securities (IX)			Total Shareholding as a % assuming full conversion of convertible securities (as a percentage of diluted share capital) (XI)=(VII)+(X) As a % of A+B+C2	Number of Locked in shares (XII)	Number of shares pledged or otherwise encumbered (XIII)	Sub-categorization of shares (XV) Shareholding (No of shares) under									
												No of Voting Rights	Class x	Class y				Total	No. (a)	Sub-Category (i)	Sub-Category (ii)	Sub-Category (iii)					
Category & Name of the Shareholders (I)		Nos. of sharehold-ers (III)		No. of fully paid up equity shares held (IV)		Partly paid up equity shares held (V)		Nos. of shares underlying Depository Receipts (VI)		Total nos. shares held (VII)=(IV)+(V)+(VI)		Shareholding % as per SCRR, 1957) As a % of (A+B+C2) (VIII)		Total as a % of Total Voting rights (X)		No. (a)		As a % of total shares held (b)		No. (a)		As a % of total equity shares held in demateriali- zed form (b) (XIV)					
(b) Directors and their relatives (excluding independent directors and nominee directors)																											
(c) Key Managerial Personnel																											
(d) Relatives of Promoters (other than immediate relatives of promoters disclosed under Promoter and Promoter Group category)																											
(e) Trusts where any person belonging to Promoter and Promoter Group category is trustee, beneficiary or author of the trust																											
(f) Investor Education and Protection Fund Authority																											
(g) Resident individuals holding nominal share capital upto Rs.2 lakhs		640		235640		0		0		235640		0.7456		0.7456		0		0.0000		NA		91540		0		0	
(h) Resident individuals holding nominal share capital in excess of Rs.2 lakhs		4		1367798		0		0		1367798		4.3278		4.3278		0		0.0000		NA		1367798		0		0	
(i) Pawan Kumar Kanodia		1		649998		0		0		649998		2.0566		2.0566		0		0.0000		NA		649998		0		0	
(i) Binod Kumar Sharma		1		500000		0		0		500000		1.5820		1.5820		0		0.0000		NA		500000		0		0	
(l) Non Resident Indians (NRIs)																											
(l) Foreign National																											
(l) Foreign Company / OCB																											
(l) Bodies Corporate		4		7909100		0		0		7909100		25.0248		25.0248		0		0.0000		NA		7909100		0		0	
(m) MAHABALI ENTERPRISES PRIVATE LIMITED		1		5779400		0		0		5779400		18.2863		18.2863		0		0.0000		NA		5779400		0		0	
(m) SNAPSHOT DISTRIBUTORS PVT. LTD.		1		1337800		0		0		1337800		4.2329		4.2329		0		0.0000		NA		1337800		0		0	
(m) PPS STEEL TRADING PRIVATE LTD.		1		750000		0		0		750000		2.3730		2.3730		0		0.0000		NA		750000		0		0	
(m) Any Other (specify)																											
(m) LLP		1		414900		0		0		414900		1.3128		1.3128		0		0.0000		NA		414900		0		0	
(m) AVR INVESTMENT ADVISORS LLP		1		414900		0		0		414900		1.3128		1.3128		0		0.0000		NA		414900		0		0	
(m) Sub Total		649		9927438		0		0		9927438		31.4110		31.4110		0		0.0000		NA		9783338		0		0	
(m) Total Public Shareholding (B)=(C)+(D)+(E)+(F)+(G)+(H)+(I)		649		9927438		0		0		9927438		31.4110		31.4110		0		0.0000		NA		9783338		0		0	
(m) Details of the shareholders acting as persons in Concert																											
(m) SI No																											
(m) Name																											
(m) Shares																											
(m) PAN																											
(m) NIL																											



Table IV - Statement Showing shareholding pattern of the Non Promoter - Non Public shareholder as on 30/09/2024

Category & Name of the Shareholders (I) Custodian / DR Holder	PAN (II)	No of shareholders (III)	No. of fully paid up equity shares held (IV)	Partly paid-up equity shares held (V)	Nos. of shares underlying Depository Receipts (VI)	Total nos. shares held (VII)=(IV) + (V)+(VI)	Shareholding % as per SCRR, 1957 As a % of (A+B+C2) (VIII)	Number of Voting Rights held in each class of securities (IX)			Total Shareholding as a % assuming full conversion of convertible securities (as a percentage of diluted share capital) (XI)=(VII)+(X) As a % of A+B+C2)	Number of Locked in shares (XII)		Number of shares pledged or otherwise encumbered (XIII)	Number of equity shares held in dematerialized form (XIV)				
								Class x	Class y	Total		No of shares outstanding convertible securities (including Warrants) (X)	As a % of total shares held (b)			No. (a)	As a % of total shares	No. (a)	No. (b)
(1) Employee Benefit Trust/Employee Welfare Trust under SEBI (Share based Employee Benefits and Sweat Equity) Regulations, 2021																			
(2) Total Non Promoter - Non Public Shareholding (C)=(1)+(C)(2)		0	0	0	0	0	0.0000	0	0	0	0	0	0.0000	0	0				



Table V - Statement showing details of significant beneficial owners as on 30/09/2024

Sr No	Details of the (SBO)		Details of the registered owner				Details of holding / exercise of right of the SBO in the reporting company, whether direct or indirect:				Date of creation / acquisition of significant beneficial interest (IV)	
	(I)	(II)	(III)		(IV)		(V)		(VI)			
	Name	PAN / Passport No. in case of a foreign national	Nationality	Name	PAN / Passport No. in case of a foreign national	Nationality	Shares (%)	Voting rights (%)	Rights on distributable dividend or any other distribution (%)	Exercise of significant influence	Exercise of control	
1	Anshuman Dalmia	AFNPD3739H	Indian	Mahabali Enterprises Private Limited	AAGCM8556N	N A	18.8695	18.8695	18.8695	N A	N A	19.03.2021



CHANDI STEEL INDUSTRIES LIMITED

Table VI - Statement showing foreign ownership limits as on 30/09/2024

	Board approved limits	Limits utilized
As on shareholding date	0.0000	
As on 30/06/2024	0.0000	
As on 31/03/2024	0.0000	
As on 31/12/2023	0.0000	
As on 30/09/2023	0.0000	



CHANDI STEEL INDUSTRIES LIMITED

Distribution Schedule as on 30/09/2024


Share Holding	No of Holders	% age	No of Shares	% age
151 to 250	396	60.1824	79200	0.2506
251 to 500	221	33.5866	66500	0.2104
501 to 5000	21	3.1915	27765	0.0879
Above 5000	20	3.0395	31431535	99.4511
Grand Total	658	100.0000	31605000	100.0000

Distribution Schedule as on 30/09/2024

Share Holding	No of Holders	% age	No of Shares	% age
Upto 500	617	93.7690	145700	0.4610
501 to 1000	8	1.2158	5600	0.0177
1001 to 2000	7	1.0638	9138	0.0289
2001 to 3000	6	0.9119	13027	0.0412
5001 to 10000	1	0.1520	7752	0.0245
Above 10000	19	2.8875	31423783	99.4266
Grand Total	658	100.0000	31605000	100.0000

Distribution Schedule as on 30/09/2024

Notional Value of (Rs.)	No of Holders	% age	Amount (Rs.)	% age
Upto 5000	617	93.7690	1457000	0.4610
5001 to 10000	8	1.2158	56000	0.0177
10001 to 20000	7	1.0638	91380	0.0289
20001 to 30000	6	0.9119	130270	0.0412
50001 to 100000	1	0.1520	77520	0.0245
Above 100000	19	2.8875	314237830	99.4266
Grand Total	658	100.0000	316050000	100.0000



CHANDI STEEL INDUSTRIES LIMITED

Shareholding Summary as on 30/09/2024

Form	As per Folio/Client Id				As per PAN	
	No of Records	% to Total Records	No of Shares	% to Total Shares	No of Records	No of Shares
PHYSICAL	608	92.2610	144100	0.4559	608	144100
NSDL	41	6.2215	31037600	98.2047	40	31037600
CDSL	10	1.5175	423300	1.3393	10	423300
TOTAL	659	100.0000	31605000	100.0000	658	31605000
Total No of Shareholders as per PAN Clubbed 658						

