

Format of holding of specified securities



1. Name of Listed Entity: CHANDI STEEL INDUSTRIES LIMITED (CIN:L13100WB1978PLC031670)
2. Scrip Code 10013341 Name of Scrip -, - Class of Security Equity
3. Share Holding Pattern Filed under : Reg. 31(1)(a)/Reg. 31(1)(b)/Reg. 31(1)(c)
 - a. If under 31 (1)(b) then indicate the report for Quarter ending: 31/03/2018
 - b. If under 31(1)(c) then indicate date of allotment/extinguishment

4. **Declaration** : The Listed entity is required to submit the following declaration to the extent of submission of information:-

	Particulars	Yes*	No*
1	Whether the Listed Entity has issued any partly paid up shares?	Yes	
2	Whether the Listed Entity has issued any Convertible Securities or Warrants?		No
3	Whether the Listed Entity has any shares against which depository receipts are issued?		No
4	Whether the Listed Entity has any shares in Locked-in?		No
5	Whether any shares held by promoters are pledge or otherwise encumbered?		No

* If the Listed Entity selects the option 'No' for the questions above, the column for the partly paid up shares, Outstanding Convertible Securities/Warrants, depository receipts, locked-in shares, No of shares pledged or otherwise encumbered by promoters, as applicable, shall not be displayed at the time of dissemination on the Stock Exchange website. Also wherever there is 'No' declared by Listed Entity in above table the values will be considered as 'Zero' by default on submission of the format of holding of specified securities.

5. The tabular format for disclosure of holding of specified securities is as follows:-



Category (I)	Category of shareholder (II)	Nos. of shareholders (III)	No. of fully paid up equity shares held (IV)	No. of Partly paid-up equity shares held (V)	No. of shares underlying Depository Receipts (VI)	Total nos. shares held (VII)=(IV)+(V)+(VI)	Shareholding as a % of total no. of shares (calculated as per SCRR, 1957) (VIII) As a % of (A+B+C2)	Number of Voting Rights held in each class of securities (IX)				No of shares Underlying outstanding convertible securities (including Warrants) (X)	Shareholding as a % assuming full conversion of convertible securities (as a percentage of diluted share capital) (XI)=(VII)+(X) As a % of (A+B+C2)	Number of Locked in shares (XII)		Number of shares pledged or otherwise encumbered (XIII)		Number of equity shares held in dematerialized form (XIV)
								No of Voting Rights			Total as a % of (A+B+C)			No. (a)	As a % of total shares held (b)	No. (a)	As a % of total shares held (b)	
								Class eg:x	Class eg:y	Total								
(A)	Promoter & Promoter group	11	5040698	0	0	5040698	47.8245	5040698	0	5040698	47.8472	0	47.8245	0	0.0000	0	0.0000	5040698
(B)	Public	653	5494302	5000	0	5499302	52.1755	5494302	0	5494302	52.1528	0	52.1755	0	0.0000	NA		5291102
(C)	Non Promoter - Non Public															NA		
(C1)	Shares underlying DRs						NA									NA		
(C2)	Shares held by Employee Trusts															NA		
	Total	664	10535000	5000	0	10540000	100.0000	10535000	0	10535000	100.0000	0	100.0000	0				10331800



Table II - Statement Showing shareholding pattern of the Promoter and Promoter Group as on 31/03/2018

	Category & Name of the Shareholders (I)	PAN	(II)	Nos. of shareholders (III)	No. of fully paid up equity shares held (IV)	Partly paid-up equity shares held (V)	Nos. of shares underlying Depository Receipts (VI)	Total nos. shares held (VII)=(IV)+(V)+(VI)	Shareholding % calculated as per SCRR, 1957) As a % of (A+B+C2) (VIII)	Number of Voting Rights held in each class of securities (IX)			No of shares Underlying outstanding convertible securities (including Warrants) (X)	Shareholding as a % assuming full conversion of convertible securities (as a percentage of diluted share capital) (XI)=(VII)+(X) As a % of A+B+C2)	Number of Locked in shares (XII)		Number of shares pledged or otherwise encumbered (XIII)		Number of equity shares held in dematerialized form (XIV)	
										No of Voting Rights					As a % of total shares held (b)	No. (a)	As a % of total shares held (b)	No. (a)		
										Class x	Class y	Total								
(1)	Indian																			
(a)	Individuals/Hindu undivided Family			9	5039998	0	0	5039998	47.8178	5039998	0	5039998	47.8405	0	47.8178	0	0.0000	0	0.0000	5039998
	SANJIV JAJODIA	ACHPJ8297P		1	1447498	0	0	1447498	13.7334	1447498	0	1447498	13.7399	0	13.7334	0	0.0000	0	0.0000	1447498
	GAURAV JAJODIA	AEFPJ9866G		1	600000	0	0	600000	5.6926	600000	0	600000	5.6953	0	5.6926	0	0.0000	0	0.0000	600000
	SANGEETA JAJODIA	AEIPJ5651A		1	600000	0	0	600000	5.6926	600000	0	600000	5.6953	0	5.6926	0	0.0000	0	0.0000	600000
	AASHISH JAJODIA	ACTPJ8242L		1	556500	0	0	556500	5.2799	556500	0	556500	5.2824	0	5.2799	0	0.0000	0	0.0000	556500
	KANCHAN JAJODIA	ACEPJ0793M		1	511500	0	0	511500	4.8529	511500	0	511500	4.8552	0	4.8529	0	0.0000	0	0.0000	511500
	ADITYA JAJODIA	ACYPJ5228P		1	454500	0	0	454500	4.3121	454500	0	454500	4.3142	0	4.3121	0	0.0000	0	0.0000	454500
	RAJIV JAJODIA	ACHPJ8296N		1	423000	0	0	423000	4.0133	423000	0	423000	4.0152	0	4.0133	0	0.0000	0	0.0000	423000
	DEVENDRA PRASAD JAJODIA	ACLJP0337L		1	300000	0	0	300000	2.8463	300000	0	300000	2.8477	0	2.8463	0	0.0000	0	0.0000	300000
	SHASHI JAJODIA	AEIPJ5650B		1	147000	0	0	147000	1.3947	147000	0	147000	1.3953	0	1.3947	0	0.0000	0	0.0000	147000
(b)	Central Government/State Government(s)																			
(c)	Financial Institutions/Banks																			
(d)	Any Other (specify)																			
	Bodies Corporate			2	700	0	0	700	0.0066	700	0	700	0.0066	0	0.0066	0	0.0000	0	0.0000	700
	JAI SALASAR BALAJI INDUSTRIES PVT. LTD.	AAACJ6970D		1	400	0	0	400	0.0038	400	0	400	0.0038	0	0.0038	0	0.0000	0	0.0000	400
	SHRI KESHVINANDAN TRADE PRIVATE LIMITED	AAQCS2141F		1	300	0	0	300	0.0028	300	0	300	0.0028	0	0.0028	0	0.0000	0	0.0000	300
	Sub Total			11	5040698	0	0	5040698	47.8245	5040698	0	5040698	47.8472	0	47.8245	0	0.0000	0	0.0000	5040698
(2)	Foreign																			
(a)	Individuals (Non-Resident Individuals/Foreign Individuals)																			
(b)	Government																			
(c)	Institutions																			
(d)	Foreign Portfolio Investor																			
(e)	Any Other (specify)																			
	Sub Total			0	0	0	0	0	0.0000	0	0	0	0.0000	0	0.0000	0	0.0000	0	0.0000	0
	Total Shareholding of Promoter and Promoter Group (A)=(A)(1)+(A)(2)			11	5040698	0	0	5040698	47.8245	5040698	0	5040698	47.8472	0	47.8245	0	0.0000	0	0.0000	5040698




Table III - Statement Showing shareholding pattern of the Public shareholder as on 31/03/2018

Category & Name of the Shareholders (I)	PAN (II)	Nos. of shareholders (III)	No. of fully paid up equity shares held (IV)	Partly paid up equity shares held (V)	Nos. of shares underlying Depository Receipts (VI)	Total nos. shares held (VII)=(IV)+(V)+(VI)	Shareholding % calculated as per SCRR, 1957 As a % of (A+B+C2) (VIII)	Number of Voting Rights held in each class of securities (IX)			No of shares Underlying outstanding convertible securities (including Warrants) (X)	Shareholding as a % assuming full conversion of convertible securities (as a percentage of diluted share capital) (XI)=(VII)+(X) As a % of A+B+C2)	Number of Locked in shares (XII)		Number of shares pledged or otherwise encumbered (XIII)		Number of equity shares held in dematerialized form (XIV)	
								No of Voting Rights					Total as a % of Total Voting rights	As a % of total shares held (b)	No. (Not applicable) (a)	As a % of total shares held (Not applicable) (b)		
								Class x	Class y	Total								
(1) Institutions																		
(a) Mutual Funds / UTI																		
(b) Venture Capital Funds																		
(c) Alternate Investment Funds																		
(d) Foreign Venture Capital Investors																		
(e) Foreign Portfolio Investors																		
(f) Financial Institutions / Banks																		
(g) Insurance Companies																		
(h) Provident Funds / Pension Funds																		
(i) Any Other (specify)																		
Sub Total		0	0	0	0	0	0.0000	0	0	0	0.0000	0	0.0000	0	0.0000	NA		0
(2) Central Government / State Government(s) / President of India																		
(3) Non-Institutions																		
(a) Individuals-																		
i. Individual shareholders holding nominal share capital upto Rs.2 lakhs		633	213502	5000	0	218502	2.0731	213502	0	213502	2.0266	0	2.0731	0	0.0000	NA		68602
ii. Individual shareholders holding nominal share capital in excess of Rs.2 lakhs		2	48400	0	0	48400	0.4592	48400	0	48400	0.4594	0	0.4592	0	0.0000	NA		48400
(b) NBFCs registered with RBI																		
(c) Employee Trusts																		
(d) Overseas Depositories (holding DRs) (balancing figure)																		
(e) Any Other (specify)																		
Bodies Corporate		18	5232400	0	0	5232400	49.6433	5232400	0	5232400	49.6668	0	49.6433	0	0.0000	NA		5174100
UMANG WEBTECH PRIVATE LIMITED	AAACU9656P	1	502700	0	0	502700	4.7694	502700	0	502700	4.7717	0	4.7694	0	0.0000	NA		502700
NAYAN IMPEX PRIVATE LIMITED	AACCN7023K	1	500000	0	0	500000	4.7438	500000	0	500000	4.7461	0	4.7438	0	0.0000	NA		500000

Table III - Statement Showing shareholding pattern of the Public shareholder as on 31/03/2018

Category & Name of the Shareholders (I)	PAN (II)	Nos. of shareholders (III)	No. of fully paid up equity shares held (IV)	Partly paid-up equity shares held (V)	Nos. of shares underlying Depository Receipts (VI)	Total nos. shares held (VII)=(IV)+(V)+(VI)	Shareholding % calculated as per SCRR, 1957) As a % of (A+B+C2) (VIII)	Number of Voting Rights held in each class of securities (IX)			Total as a % of Total Voting rights	No of shares Underlying outstanding convertible securities (including Warrants) (X)	Shareholding as a % assuming full conversion of convertible securities (as a percentage of diluted share capital) (XI)=(VII)+(X) As a % of A+B+C2)	Number of Locked in shares (XII)		Number of shares pledged or otherwise encumbered (XIII)		Number of equity shares held in dematerialized form (XIV)
								No of Voting Rights						As a % of total shares held (b)	No. (Not applicable) (a)	As a % of total shares held (Not applicable) (b)		
								Class x	Class y	Total							No. (a)	
BHAVSAGAR VYAPAAR PRIVATE LIMITED	AACB4082D	1	499300	0	0	499300	4.7372	499300	0	499300	4.7394	0	4.7372	0	0.0000	NA		499300
HORA VANIJYA PRIVATE LIMITED	AACCH3928D	1	475000	0	0	475000	4.5066	475000	0	475000	4.5088	0	4.5066	0	0.0000	NA		475000
KANAD EXIM LTD.	AABCK4391E	1	450000	0	0	450000	4.2694	450000	0	450000	4.2715	0	4.2694	0	0.0000	NA		450000
SNAPSHOT DISTRIBUTORS PVT. LTD.	AADCS6742H	1	437800	0	0	437800	4.1537	437800	0	437800	4.1557	0	4.1537	0	0.0000	NA		437800
DARSHAN BARTER PRIVATE LIMITED	AABCD1562G	1	382500	0	0	382500	3.6290	382500	0	382500	3.6308	0	3.6290	0	0.0000	NA		382500
MARUTI STOCKFIN PVT LTD	AABCM9178K	1	369000	0	0	369000	3.5009	369000	0	369000	3.5026	0	3.5009	0	0.0000	NA		369000
VATSALYA DEALERS PVT. LTD	AAACV9894J	1	350700	0	0	350700	3.3273	350700	0	350700	3.3289	0	3.3273	0	0.0000	NA		350700
HARSH SECURITIES PVT LTD	AAACH6323G	1	350000	0	0	350000	3.3207	350000	0	350000	3.3223	0	3.3207	0	0.0000	NA		350000
GEMINI GOODS AND DEALERS PVT LTD	AAACG9311R	1	345200	0	0	345200	3.2751	345200	0	345200	3.2767	0	3.2751	0	0.0000	NA		345200
VENKATESH SHELTER PVT. LTD.	AAACV9621P	1	240000	0	0	240000	2.2770	240000	0	240000	2.2781	0	2.2770	0	0.0000	NA		240000
HORA TIE UP PRIVATE LIMITED	AACCH3927N	1	150000	0	0	150000	1.4231	150000	0	150000	1.4238	0	1.4231	0	0.0000	NA		150000
Sub Total		653	5494302	5000	0	5499302	52.1755	5494302	0	5494302	52.1528	0	52.1755	0	0.0000	NA		5291102
Total Public Shareholding (B)=(B)(1)+(B)(2)+(B)(3)		653	5494302	5000	0	5499302	52.1755	5494302	0	5494302	52.1528	0	52.1755	0	0.0000	NA		5291102



Table Iv - Statement Showing shareholding pattern of the Non Promoter - Non Public shareholder as on 31/03/2018

Category & Name of the Shareholders (I)	PAN (II)	No of shareholders (III)	No. of fully paid up equity shares held (IV)	Partly paid-up equity shares held (V)	Nos. of shares underlying Depository Receipts (VI)	Total nos. shares held (VII)=(IV) + (V)+(VI)	Shareholding % calculated as per SCRR, 1957) As a % of (A+B+C2) (VIII)	Number of Voting Rights held in each class of securities (IX)			Total as a % of Total Voting rights	No of shares Underlying outstanding convertible securities (including Warrants) (X)	Total Shareholding as a % assuming full conversion of convertible securities (as a percentage of diluted share capital) (XI)=(VII)+(X) As a % of A+B+C2)	Number of Locked in shares (XII)		Number of shares pledged or otherwise encumbered (XIII)		Number of equity shares held in dematerialized form (XIV)	
								No of Voting Rights						No. (a)	As a % of total shares held (b)	No. (Not applicable) (a)	As a % of total shares held (Not applicable) (b)		
								Class x	Class y	Total									
(1) Custodian / DR Holder																			
(2) Employee Benefit Trust (under SEBI (Share based Employee Benefit) Regulations, 2014)																			
Total Non Promoter - Non Public Shareholding (C)=(C)(1)+(C)(2)		0	0	0	0	0	0.0000	0	0	0	0.0000	0	0.0000	0	0.0000	NA	NA		0

