

Format of holding of specified securities



1. Name of Listed Entity: CHANDI STEEL INDUSTRIES LIMITED (CIN:L13100WB1978PLC031670)
2. Scrip Code:10013341 Name of Scrip :- Class of Security Equity
3. Share Holding Pattern Filed under : Reg. 31(1)(a)/Reg. 31(1)(b)/Reg. 31(1)(c)
  - a. if under 31 (1)(b) then indicate the report for Quarter ending: 30/09/2016
  - b. if under 31(1)(c) then indicate date of allotment/extinguishment

4. **Declaration :** The Listed entity is required to submit the following declaration to the extent of submission of information:-

Particulars	Yes*	No*
1 Whether the Listed Entity has issued any partly paid up shares?	Yes	
2 Whether the Listed Entity has issued any Convertible Securities or Warrants?		No
3 Whether the Listed Entity has any shares against which depository receipts are issued?		No
4 Whether the Listed Entity has any shares in Locked-in?		No
5 Whether any shares held by promoters are pledge or otherwise encumbered?		No

\* If the Listed Entity selects the option 'No' for the questions above, the column for the partly paid up shares, Outstanding Convertible Securities/Warrants, depository receipts, locked-in shares, No of shares pledged or otherwise encumbered by promoters, as applicable, shall not be displayed at the time of dissemination on the Stock Exchange website. Also wherever there is 'No' declared by Listed Entity in above table the values will be considered as 'Zero' by default on submission of the format of holding of specified securities.



5. The tabular format for disclosure of holding of specified securities is as follows:-



CHANDI STEEL INDUSTRIES LIMITED



Table I - Summary Statement holding of specified securities as on 30/09/2016

Category (I)	Category of shareholder (II)	Nos of shareholders (III)	No. of fully paid up equity shares held (IV)	No of Partly paid-up equity shares held (V)	No. of shares underlying Depository Receipts (VI)	Total nos. shares held (VII)=(IV)+(V)+(VI)	Shareholding as a % of total no. of shares (calculated as per SCRR, 1957) (VIII) As a % of (A+B+C2)	Number of Voting Rights held in each class of securities (IX)			No of shares underlying convertible securities (including Warrants) (X)	Shareholding as a % assuming full conversion of convertible securities (as a diluted share capital) (XI)=(VII)+(X) As a % of (A+B+C2)	Number of Locked in shares (XII)		Number of shares pledged or otherwise encumbered (XIII)		Number of equity shares held in dematerialized form (XIV)
								Class e.g. x	No of Voting Rights	Total			As a % of total shares held (b)	No. (a)	As a % of total shares held (b)	No. (a)	
(A)	Promoter & Promoter group	11	5040698	0	0	5040698	47.8245	5040698	0	47.8245	0	0.0000	0	0.0000	0	5040698	
(B)	Public	653	5494302	5000	0	5499302	52.1755	5494302	0	52.1755	0	0.0000	0	0.0000	NA	5291102	
(C)	Non Promoter - Non Public														NA		
(C1)	Shares underlying DRs						NA								NA		
(C2)	Shares held by Employee Trusts														NA		
	Total	664	10535000	5000	0	10540000	100.0000	10535000	0	100.0000	0	0.0000	0	0.0000		10331800	



CHANDI STEEL INDUSTRIES LIMITED  
Table II - Statement Showing shareholding pattern of the Promoter and Promoter Group as on 30/09/2016



(1)	(2)	(3)	(4)	Number of Voting Rights held in each class of securities (IX)			Shareholding as a % assuming full conversion of convertible securities (as a percentage of diluted share capital) (XI)=(VII)+(X) As a % of (A+B+C2)	Number of Locked in shares (XII)	Number of shares pledged or otherwise encumbered (XIII)		Number of equity shares held in dematerialized form (XIV)	
				Class x	Class y	Total			No (a)	As a % of total shares held (b)		No (a)
(1)	(2)	(3)	(4)	No of Voting Rights			Shareholding as a % assuming full conversion of convertible securities (as a percentage of diluted share capital) (XI)=(VII)+(X) As a % of (A+B+C2)	Number of Locked in shares (XII)	No (a)	As a % of total shares held (b)	Number of equity shares held in dematerialized form (XIV)	
(1)	(2)	(3)	(4)	Class x	Class y	Total						
(1)	(2)	(3)	(4)	No of Voting Rights			Shareholding as a % assuming full conversion of convertible securities (as a percentage of diluted share capital) (XI)=(VII)+(X) As a % of (A+B+C2)	Number of Locked in shares (XII)	No (a)	As a % of total shares held (b)	Number of equity shares held in dematerialized form (XIV)	
(1)	(2)	(3)	(4)	Class x	Class y	Total						
(a)	Individuals/Hindu undivided Family	9	5039998	5039998	0	5039998	47.8178	0	47.8178	0	0.0000	5039998
(a)	Individuals/Hindu undivided Family	1	1447498	1447498	0	1447498	13.7334	0	13.7334	0	0.0000	1447498
(a)	Individuals/Hindu undivided Family	1	600000	600000	0	600000	5.6926	0	5.6926	0	0.0000	600000
(a)	Individuals/Hindu undivided Family	1	600000	600000	0	600000	5.6926	0	5.6926	0	0.0000	600000
(a)	Individuals/Hindu undivided Family	1	556500	556500	0	556500	5.2799	0	5.2799	0	0.0000	556500
(a)	Individuals/Hindu undivided Family	1	511500	511500	0	511500	4.8529	0	4.8529	0	0.0000	511500
(a)	Individuals/Hindu undivided Family	1	454500	454500	0	454500	4.3121	0	4.3121	0	0.0000	454500
(a)	Individuals/Hindu undivided Family	1	423000	423000	0	423000	4.0133	0	4.0133	0	0.0000	423000
(a)	Individuals/Hindu undivided Family	1	300000	300000	0	300000	2.8463	0	2.8463	0	0.0000	300000
(a)	Individuals/Hindu undivided Family	1	147000	147000	0	147000	1.3947	0	1.3947	0	0.0000	147000
(b)	Central Government/State Government(s)											
(c)	Financial Institutions/Banks											
(d)	Any Other (specify)											
(d)	Bodies Corporate	2	700	700	0	700	0.0066	0	0.0066	0	0.0000	700
(d)	Bodies Corporate	1	400	400	0	400	0.0038	0	0.0038	0	0.0000	400
(d)	Bodies Corporate	1	300	300	0	300	0.0028	0	0.0028	0	0.0000	300
(d)	Bodies Corporate	11	5040698	5040698	0	5040698	47.8245	0	47.8245	0	0.0000	5040698
(e)	Sub Total											
(2)	Foreign Individuals (Non-Resident Individuals/Foreign Individuals)											
(a)	Government											
(b)	Institutions											
(c)	Foreign Portfolio Investor											
(d)	Any Other (specify)											
(e)	Sub Total											
(e)	Total Shareholding of Promoter and Promoter Group (A)=(A1)+(A)2	11	5040698	5040698	0	5040698	47.8245	0	47.8245	0	0.0000	5040698



CHANDI STEEL INDUSTRIES LIMITED

Table III - Statement Showing shareholding pattern of the Public shareholder as on 30/09/2016

Category & Name of the Shareholders (I)	Nos. of shareholders (III)	No. of fully paid up equity shares held (IV)	Partly paid up equity shares held (V)	Nos. of shares underlying Depository Receipts (VI)	Total nos. shares held (VII)=(IV)+(V)+(VI)	Shareholding % calculated as per SCRR, 1957) As a % of (A+B+C2) (VIII)	Number of Voting Rights held in each class of securities (IX)		Shareholding as a % assuming full conversion of convertible securities (as a percentage of diluted share capital) (X)=(VII)+(X)	No. of shares outstanding convertible securities (including Warrants) (X)	Number of Locked in shares (XII)	Number of shares pledged or otherwise encumbered (XIII)	Number of equity shares held in dematerialized form (XIV)
							Class x	Class y Total					
(1) Institutions													
(a) Mutual Funds / UTI													
(b) Venture Capital Funds													
(c) Alternate Investment Funds													
(d) Foreign Venture Capital Investors													
(e) Foreign Portfolio Investors													
(f) Financial Institutions / Banks													
(g) Insurance Companies													
(h) Provident Funds / Pension Funds													
(i) Any Other (specify)													
Sub Total	0	0	0	0	0	0.0000	0	0	0	0.0000	0	0.0000	0
(2) Central Government / State Government(s) / President of India													
(3) Non-Institutions													
(a) Individuals-													
i. Individual shareholders holding nominal share capital upto Rs.2 lakhs	633	213502	5000	0	218502	2.0731	213502	0	213502	2.0266	0	0.0000	68602
ii. Individual shareholders holding nominal share capital in excess of Rs.2 lakhs	2	48400	0	0	48400	0.4592	48400	0	48400	0.4594	0	0.0000	48400
(b) NBFCs registered with RBI													
(c) Employee Trusts													
(d) Overseas Depositories (holding DRs) (balancing figure)													
(e) Any Other (specify)													
Bodies Corporate	18	5232400	0	0	5232400	49.6433	5232400	0	5232400	49.6668	0	0.0000	5174100
BHAVSAGAR VYAPAR PRIVATE LIMITED	1	507300	0	0	507300	4.8131	507300	0	507300	4.8154	0	0.0000	507300
UMANG WEBTECH PRIVATE LIMITED	1	502700	0	0	502700	4.7694	502700	0	502700	4.7717	0	0.0000	502700



CHANDI STEEL INDUSTRIES LIMITED  
Table III - Statement Showing shareholding pattern of the Public shareholder as on 30/09/2016

Category & Name of the Shareholders (I)	PAN (II)	Nos. of shareholders (III)	No. of fully paid up equity shares held (IV)	Partly paid up equity shares held (V)	Nos. of shares underlying Depository Receipts (VI)	Total nos. shares held (VII)=(IV)+(V)+(VI)	Shareholding calculated as per SCRR, 1957) As a % of (A+B+C2) (VIII)	Number of Voting Rights held in each class of securities (IX)		Shareholding as a % assuming full conversion of convertible securities (as a percentage of diluted share capital) (XI)=(VII)+(X) As a % of (A+B+C2)	Number of Locked in shares (XII)		Number of shares pledged or otherwise encumbered (XIII)	Number of equity shares held in dematerialized form (XIV)
								Class x	Class y		Total	No. (a)		
NAYAN IMPEX PRIVATE LIMITED	AACCN7023K	1	500000	0	0	500000	4.7438	500000	0	4.7438	0	0.0000	NA	500000
DARSHAN BARTER PRIVATE LIMITED	AABCD1562G	1	482500	0	0	482500	4.5778	482500	0	4.5778	0	0.0000	NA	482500
HORA VANIJYA PRIVATE LIMITED	AACCH3928D	1	475000	0	0	475000	4.5066	475000	0	4.5066	0	0.0000	NA	475000
KANAD EXIM LTD	AABCK4391E	1	450000	0	0	450000	4.2694	450000	0	4.2694	0	0.0000	NA	450000
INDUS LIFE ADVISORY & BROKING PRIVATE LIMITED	AABC14900M	1	429800	0	0	429800	4.0778	429800	0	4.0778	0	0.0000	NA	429800
MARUTI STOCKFIN PVT LTD	AABCM9178K	1	369000	0	0	369000	3.5009	369000	0	3.5009	0	0.0000	NA	369000
VATSALYA DEALERS PVT. LTD	AAACV9894J	1	350700	0	0	350700	3.3273	350700	0	3.3273	0	0.0000	NA	350700
HARSH SECURITIES PVT LTD	AAACH6323G	1	350000	0	0	350000	3.3207	350000	0	3.3207	0	0.0000	NA	350000
GEMINI GOODS AND DEALERS PVT LTD	AAACG9311R	1	345200	0	0	345200	3.2751	345200	0	3.2751	0	0.0000	NA	345200
MANDHANA COMMOTRADE PVT. LTD.	AAGCM5061Q	1	150000	0	0	150000	1.4231	150000	0	1.4231	0	0.0000	NA	150000
VENKATESH SHELTER PVT. LTD.	AAACV9621P	1	140000	0	0	140000	1.3283	140000	0	1.3283	0	0.0000	NA	140000
Sub Total		653	5494302	5000	0	5499302	52.1755	5494302	0	52.1755	0	0.0000	NA	5291102
Total Public Shareholding (B)=(I)+(B)(2)+(B)(3)		653	5494302	5000	0	5499302	52.1755	5494302	0	52.1755	0	0.0000	NA	5291102



CHANDI STEEL INDUSTRIES LIMITED Table iv - Statement Showing shareholding pattern of the Non Promoter - Non Public shareholder, as on 30/09/2016	Category & Name of the Shareholders (I) Custodian / DR Holder	No of shareholders (III)	No. of fully paid up equity shares held (IV)	Partly paid-up equity shares held (V)	Nos. of shares underlying Depository Receipts (VI)	Total nos. shares held (VII)=(IV) + (V)+(VI)	Shareholding % calculated as per SCRR, 1957 As a % of (A+B+C2) (VIII)	Number of Voting Rights held in each class of securities (IX)		Total Shareholding as a % assuming full conversion of convertible securities (as a percentage of diluted share capital) (XI)=(VI)+(X) As a % of A+B+C2	Number of Locked in shares (XII)	Number of shares pledged or otherwise encumbered (XIII)	Number of equity shares held in dematerialized form (XIV)
								No of Voting Rights Class x	Class y Total				
(1)	Employee Benefit Trust (under SEBI (Share based Employee Benefit) Regulations, 2014)												
(2)	Total Non Promoter - Non Public Shareholding (C)=(C1)+(C2)												

